



ILLUVE



issue #2



ISSUE 2

2009

II LOVE MAGAZINE

II LOVE PDF mag is copyright© 2009 of Marko Zubak YEBOMAYCU PROJECT.


It's free for download and for personal use.

Do not copy or edit any of the articles or material without permission.

All the material is used with permission of featured artist.

As it is a free PDF mag, you're allowed to redistribute it, but always in the same form.

info: 2.love@yebomaycu.com



* Pages with this sign are for print. As they are A3 size, choose 'Fit to printable area' when printing.

Supported by:



markozubak.com

yebomaycu.com



When talking about the paper toys, one of the inevitable questions is what does the future of this phenomenon hold. Well, the future is here. Paper toys are entering into the galleries, you can find them in magazines, people use them for animations, they are featured in books as well as taking place in many different projects.

Recently Urban Paper book by Matt Hawkins came out with some interesting interviews and 26 paper toys ready to cut out and build, a real must-have for any paper toy fan or creator, so in this issue of II LOVE there will be no interviews. Between these pages you'll find some interesting platform toy projects, as well as my new ye-boT paper toy project. And be sure to check out the second part of Custom Paper Toyz contest "Jivaro: Shrunk Headz" which could bring you 500 € award.

Enjoy!

Marko Zubak



Sure, papercraft models are cute and yes, they do look nice. But never ever make the mistake of feeding them after midnight, they'll turn into pill-eating mass-murderers, zombified ghouls & suicidal maniacs. Don't say we didn't warn you : papercrafting can seriously damage your health. Trust no-one. A good advice by Henk Engst - www.microdot.be



CONTEST

"Jivaro: Shrunken Headz" is the second part of Custom Paper Toyz, the paper toys customization contest organized by Most Wanted Paper and A Little Beat magazine, with Carhartt streetwear sponsorship.

"Jivaro" tribe is the main theme for a contest where attendants have to customize a Paper Toy, starting from the same template, available for downloading at www.custompapertoyz.com.

The Jivaro were a tribe of people from the Amazonian forest, known all over the world because of their skills for ancient practice of shrinking human heads (the art of Tsantsa), and that's why the template of Custom Paper Toyz 2 is a miniaturized human head.

The customization technique is free. You can download the template directly to your computer and use digital software to design your toy (i.e. Illustrator or Photoshop), but you can also print the template and make the design by hand (and then scan it and send it to us in a JPG or PDF file).

You can do as much as you like with the template, make groups, add materials and textures... the limit is set by your imagination.

Each artist can send up to 2 designs, and entries must be received by midnight 19th October 2009. Send all entries to info@alittlebeat.com or by ordinary mail at:

A Little Beat
"Jibaro CPT2"
Avda. Malvarrosa 106 - 2ª
46011 - Valencia (Spain)

The designs will be uploaded to the Jibaro contest's web site, where visitors will decide with their votes the winner of this second edition.

The prize for the most voted toy is a 500 € award, and a life subscription to ALB mag.



organizan



www.mostwantedpaper.org



patrocina



www.artvisual.es

colabora

www.custompapertoyz.com

BASES DEL CONCURSO

- Puede participar cualquier persona sin importar edad, género, ni lugar de residencia.
- Cada participante puede enviar un máximo de 2 propuestas.
- Descárgate las plantillas y la cha de participación en: **www.custompapertoyz.com**
- La técnica es libre, puedes hacer lo que te plazca con tu Paper Toy, añadirle elementos, pegarle texturas, crear un grupo de varios Toyz... libertad total. Pero ten en cuenta que lo que hagas tendrás que enviarlo por correo, envuelto adecuadamente, para que nos llegue en perfectas condiciones.

También puedes diseñar tu modelo con tu ordenador, una vez hayas terminado, nos mandas por mail el archivo, y nosotros lo imprimiremos, lo montaremos y le haremos una fotografía. Los modelos, una vez personalizados, deben ser enviados por e-mail en formato .JPG o .PDF a **info@alittlebeat.com**. Las propuestas montadas deberán ser enviadas por correo postal a:

A Little Beat
"Jibaro CPT2"
Avda. Malvarrosa 106 - 2ª
46011 – Valencia (Spain)

- Todas las propuestas deben ir acompañadas de la ficha de participación correctamente cumplimentada. Si la ficha es enviada incorrectamente, el usuario y su propuesta no serán reconocidos como participantes.
- La fecha límite de entrega de propuestas es el Viernes 19 de Octubre de 2009 (incluido).
- No se devolverán los originales, todas las piezas seleccionadas pasarán a formar parte de una exposición online a partir de la cual se determinará quién es el ganador del concurso gracias a los votos de los visitantes de la página web. El resultado del concurso se hará público el 17 de Octubre de 2009 en la web del concurso.
- La sección especial, compuesta por artistas invitados, no participa en el concurso.
- La participación en el concurso supone la aceptación de las bases.

PREMIOS:

- El premio al único ganador consta de:
- un premio de 500 € en metálico.
 - una suscripción a domicilio de por vida a A Little Beat.

www.custompapertoyz.com

www.alittlebeat.com



De Vill & Angela by Marko Zubak, winner of the first edition of Custom Paper Toyz

SAL AZAD, designer, Bandung, Indonesia





The statue is a symbol of the God and Goddess of fertility in Javanese culture: Dewi (Goddess) Sri and God Sadono. Java is an island, part of the Indonesian archipelago whose society is very rich with customs and traditions.

Loro Blonyo is the Javanese words of “two become one”. Dewi Sri and God Sadono are very much worshipped by Javanese rural community especially by the farmer. Traditional Javanese farmer feel very much attached to Dewi Sri, as they called her “Mother Sri”. The farmer believes that their crop is the gift of kindness from the Dewi.

No home was complete without a Loro Blonyo couple prominently displayed in the entry room. The presence of a Loro Blonyo in the home guaranteed a long life together for the family. Found primarily in homes of wealthy families, the Loro Blonyo reflected the family's financial position, the more detailed the carving, the higher the family status. Loro Blonyo are still found today in the palaces of the region.

The folk tale of the origin of the Loro Blonyo, says that there was once a terrible famine on the Island of Java. The King went to the Gods and asked what he could do to help his people. He was told by the Gods that he needed to sacrifice a newlywed couple, and only then could the country be fruitful again.

Aghast at this possibility, he had a couple carved out of wood and fooled the Gods by sacrificing them instead. The Gods were appeased, and the Loro Blonyo became the symbol of that great and inseparable Love.





Hanoman, known as the mighty white monkey, was known as the Helper God and he is being loved throughout India. His role in the story was helping Rama find Shinta. He was the one who finally found Shinta and showed her the ring, proving that he was sent by Rama. He was a good character in the story and now became known as a Helper God. He sacrificed his life along with Rama to find Shinta, and rescued her. He is recognized by his talons for hands which he uses for weapons. Nephew to Sugriwa and Subali

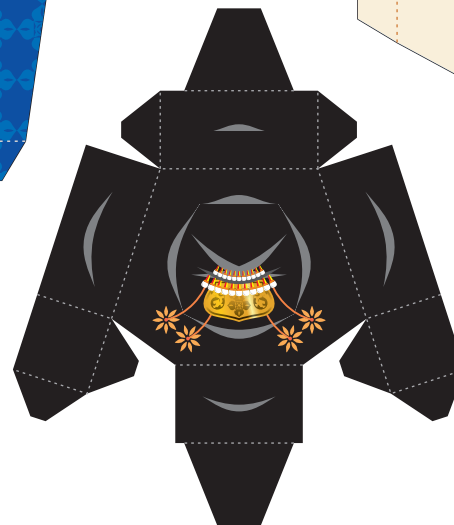

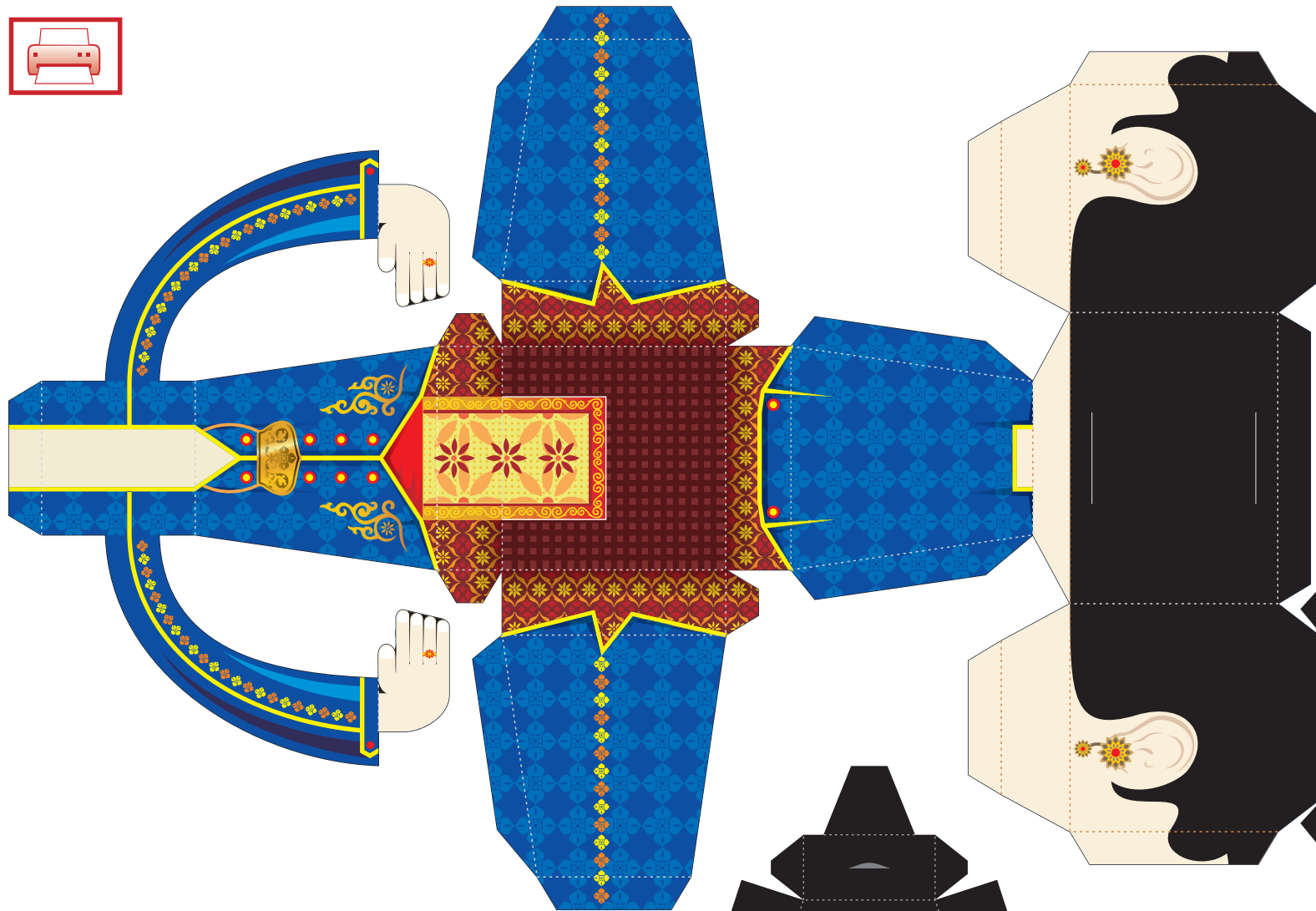
More about Hanoman :
<http://en.wikipedia.org/wiki/Hanuman>




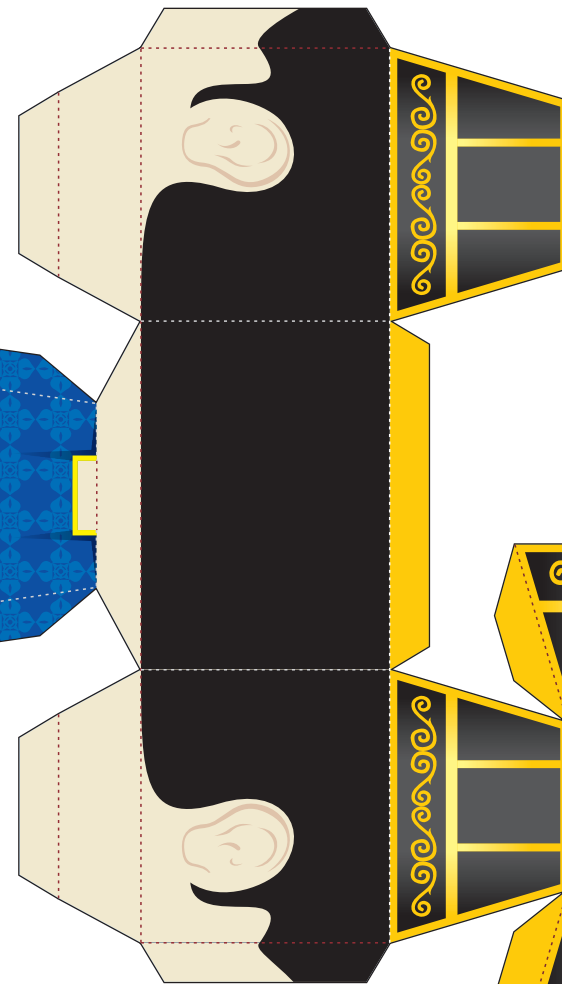
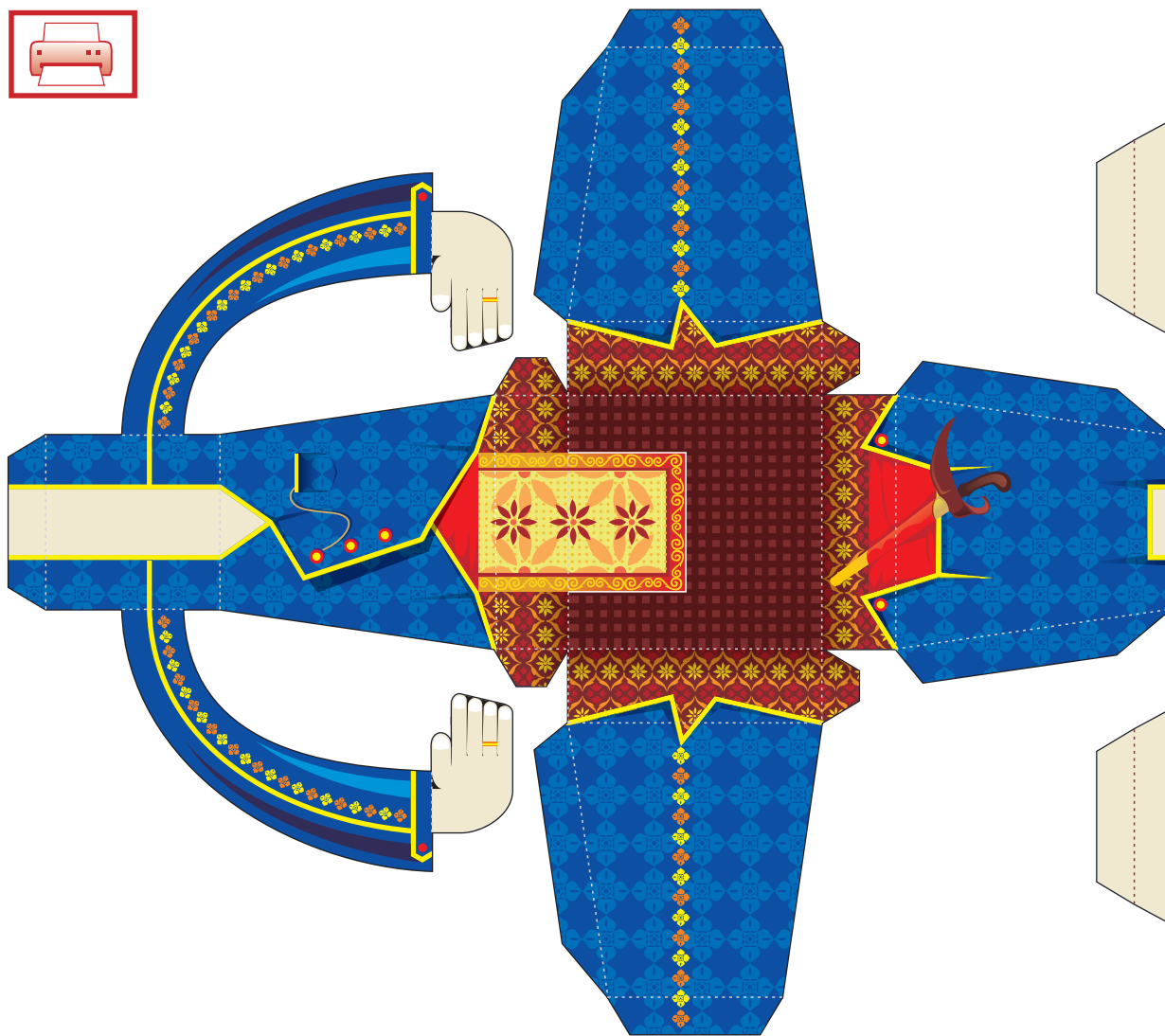

HanomaN
 SACRED HERO OF RAMAYANA



www.salazad.com/smile



Loro Blotup
T W O . B E C O M E . O N E



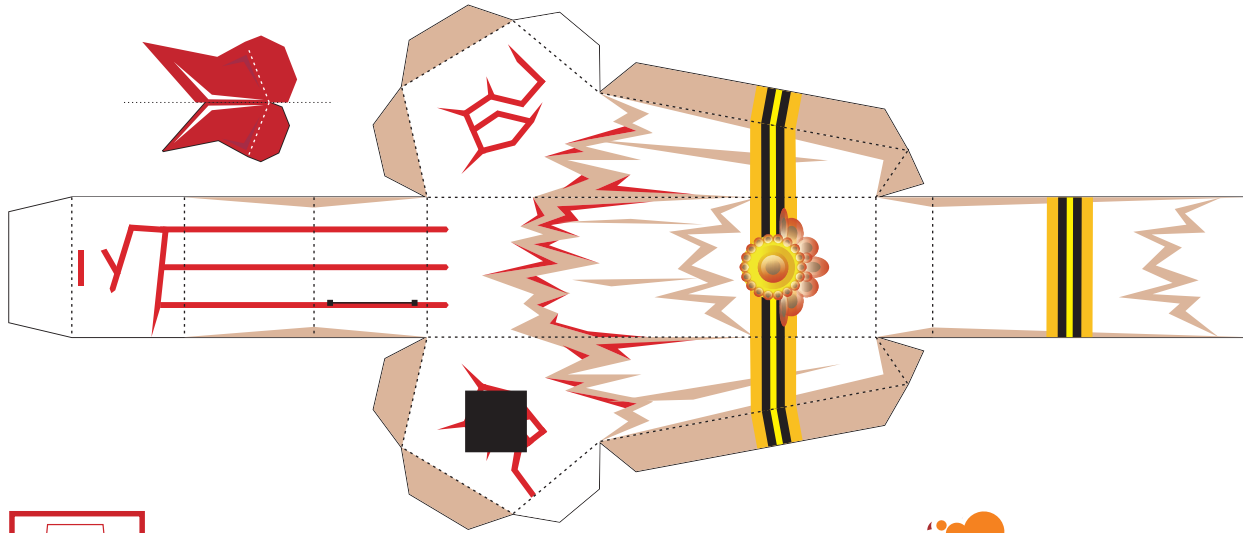
Loro Blotnyo
TWO . BECOME . ONE



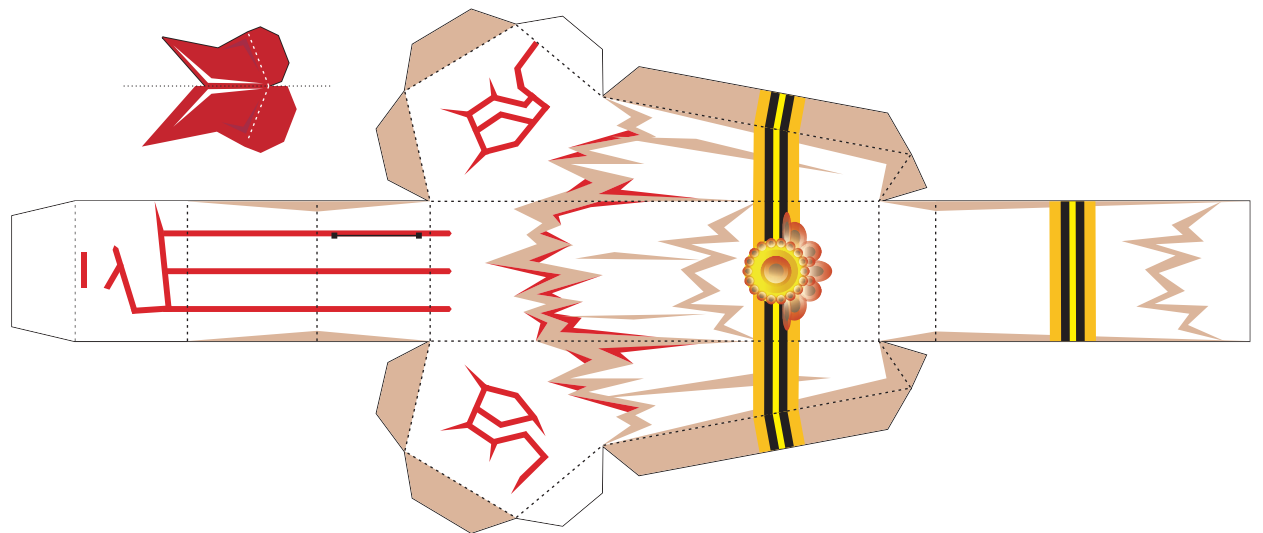
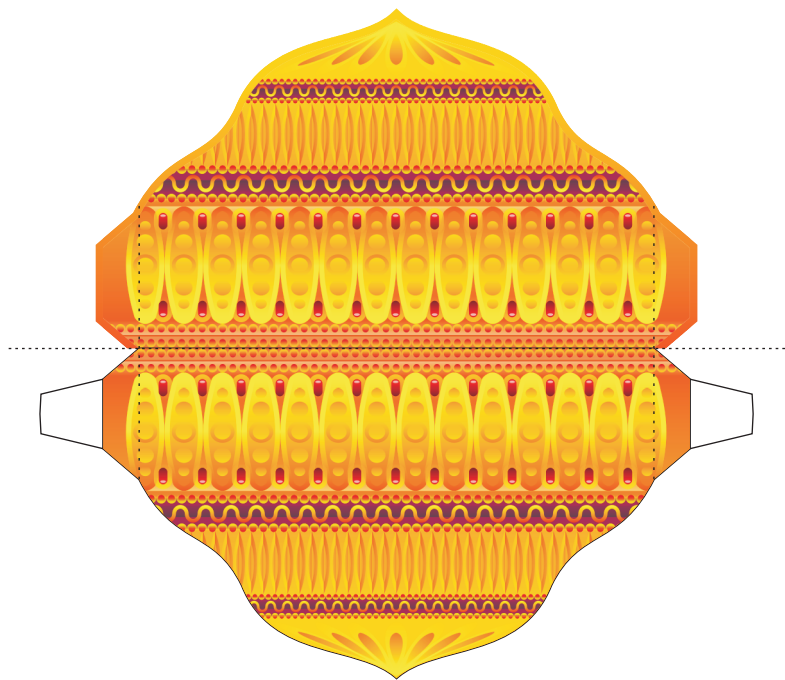

www.salazad.com/smile



HanomaN
SACRED HERO OF RAMAYANA




www.salazad.com/smile




RINGO KRUMBIEGEL

e 440 project

Amsterdam, Nederland





alle440.blog.com

Ringo Krumbiegel is working as a supervisor of activities at a day care center for demented elderly. In his spare time he paints, draws, makes graphic design and constructs paper toys.

Some years ago he came across some great vinyl toys at a local store in Amsterdam. He bought few Dunnys which soon inspired him to create his own figure. He was playing around with some small medicine boxes, examining the shapes and came up with a first version of a paper toy, that consisted of nothing but squares and cubes.

A newspaper article from 1999, about the squirrel massacre at Schiphol airport in the Netherlands, when KLM Cargo cut 440 living squirrels into bits with a shredder because of missing health bills, inspired him to design a squirrel paper toy to be let loose on internet and thus regain it's freedom. He released the blank template available to anyone who wanted to help him to 'free' 440 squirrels (in Dutch: 440 Eekhoorns) and in 2007 the **e440** project was born. A lot of cool custom designs have been made since then and the project continues with the aim of getting 440 different interpretations of e440.

A blank template is available from e440 blog and all customs are free and will be free for download on the same blog.

So... download a blank template and design your own eekhoorn!



e440 #14 by Matt Hawkins



E440 is travelling around the world since 2007. Get your camera and send your photo of e440 to the email: alle440@hotmail.com and your photo will be published at the e440 blog!

e440aroundtheworld.blog.com



e440 #20 & #21 by Homorpho




e440 #24 by LINEart studio



I



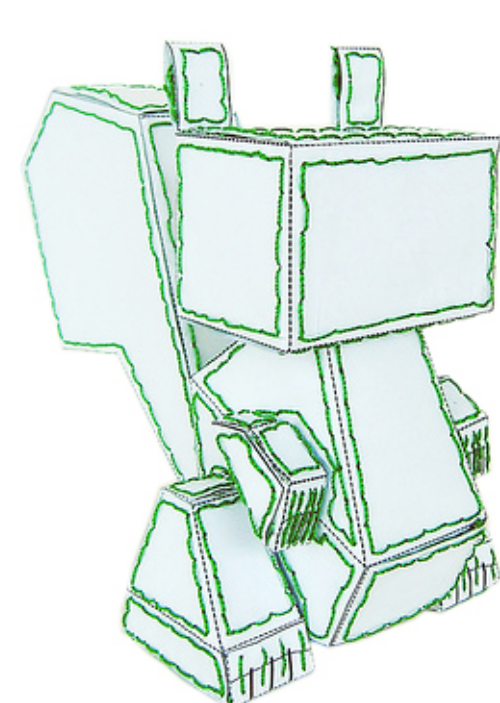
II



III



IV



V



VI



VII



VIII




IX



X



XI



XII



XIII



XIV




XV

- I - #10 by Ben Lange
- II - #19 by Sean Tiffany
- III - #45 by Flake
- IV - #11 by Lord Auron
- V - #25 by LINEart studio
- VI - #18 by Lord Auron
- VII - #38 by Joao Amadeu
- VIII - #37 by Nice Bunny
- IX - #27 by DHM
- X - #35 by Sabine Kobel
- XI - #40 by Scott Schaller
- XII - #26 by Ringo Krumbiegel
- XIII - #46 by Tatsuya
- XIV - #51 yebomaycu
- XV - #52 by Smuggly




e440 #42 by Tougui



ye-bot

custom paper toy initiative

ye-boT



YEBOMAYCU project presents a new paper toy initiative, introducing to you **ye-boT**, the action paper toy. A blank template of the toy is put on your disposal to customize it with your art.

This way of participation in artistic creation was present already in the work of Dadaist artist Jean (Hans) Arp, where the working process was as important as the finished product. The central part of his work was composed of units of forms which he used to arrange his work. This technique was called Découpage* and in some cases he was using these stencils very specifically, sometimes by chance and sometimes he was even inviting other people to play with the forms in his studio.

Here you're invited to share back your creations and participate in this

project on **www.ye-bot.yebomaycu.com**. All entries will be free for download.

Not only that, this project includes a special video section, as this paper toy has movable parts and is apt for animation. So you're more than welcome to send your animations as well.

Selected works, both paper toys and videos, will be featured in future exhibitions and authors will be contacted previously.

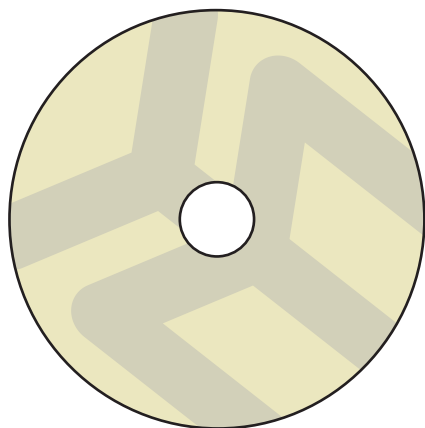
*Découpage comes from French word *découper* (cut out) and relates to the decoration of something with paper cut-outs.




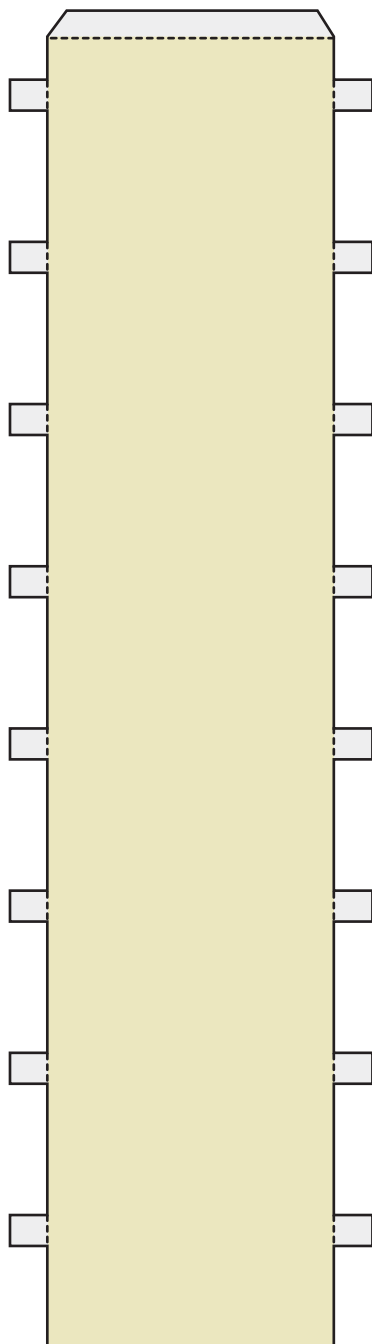
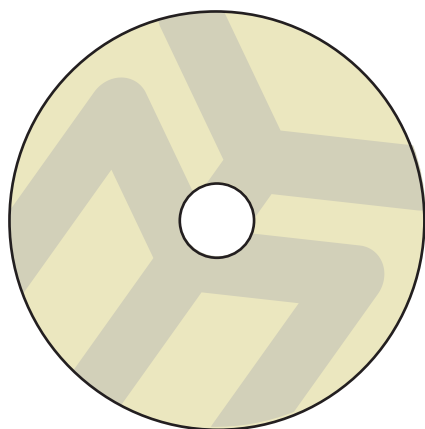
ye-boT

by


[artist name]



body



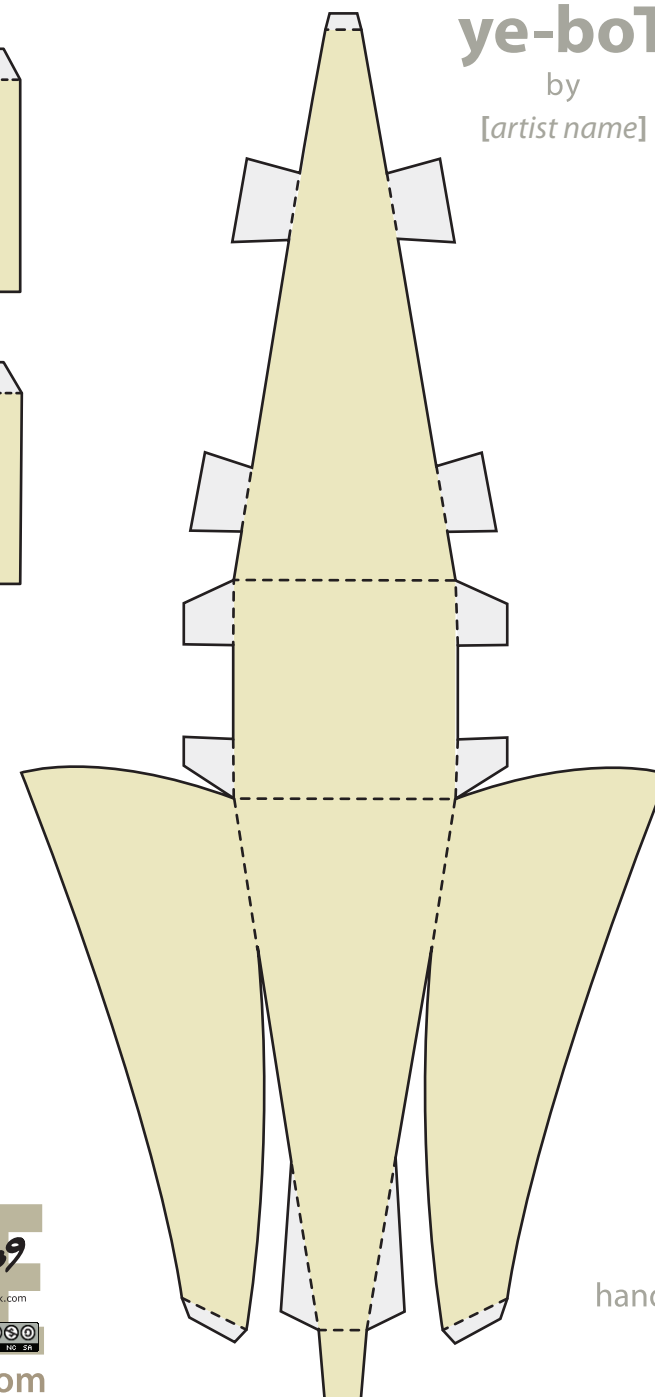
axis



— cut

■ glue

- - - fold



hand



Marko Zubak toys

www.markozubak.com

Creative Commons Attribution-NonCommercial-Share Alike 3.0 Unported License.

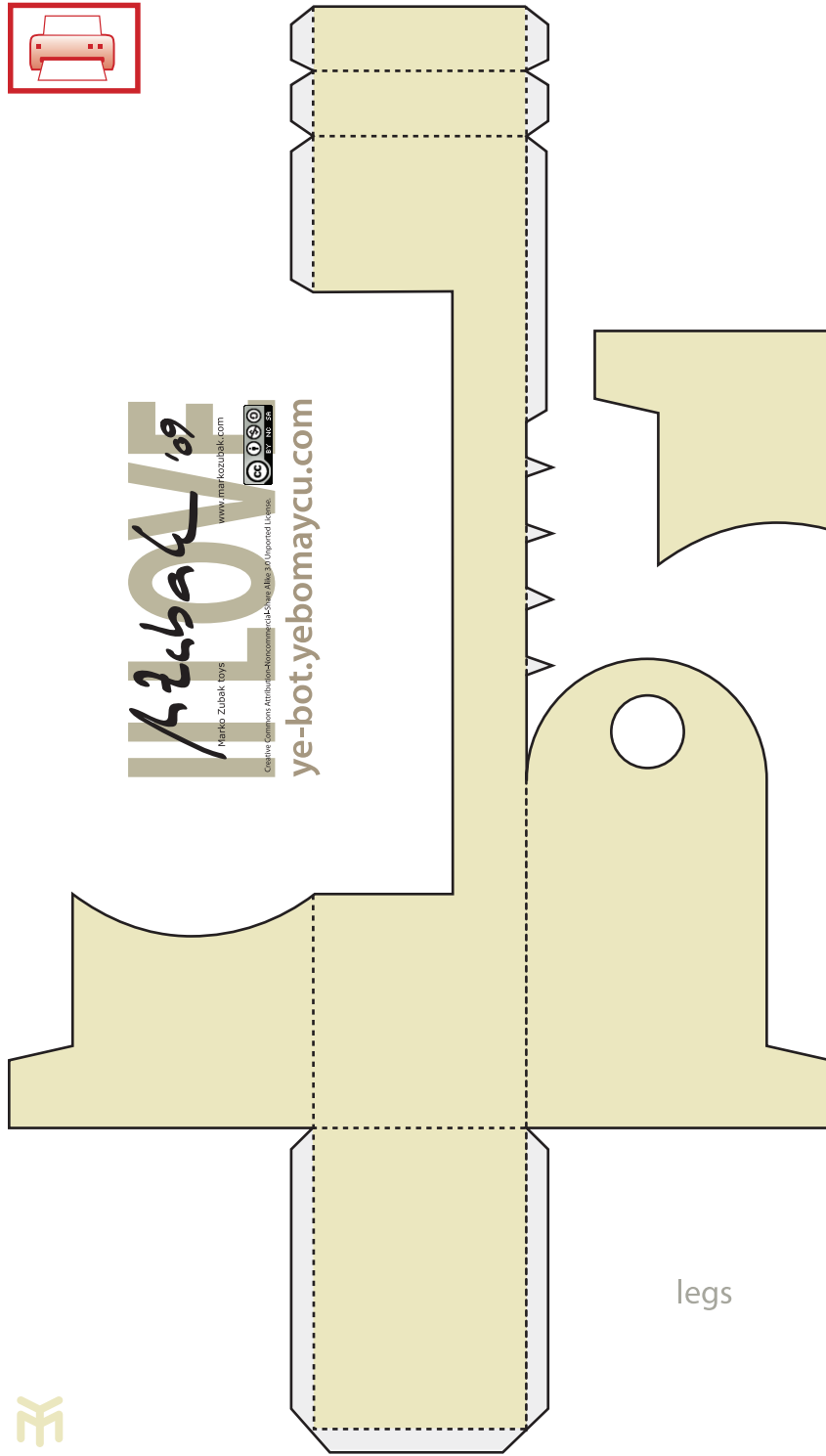


ye-bot.yebomaycu.com

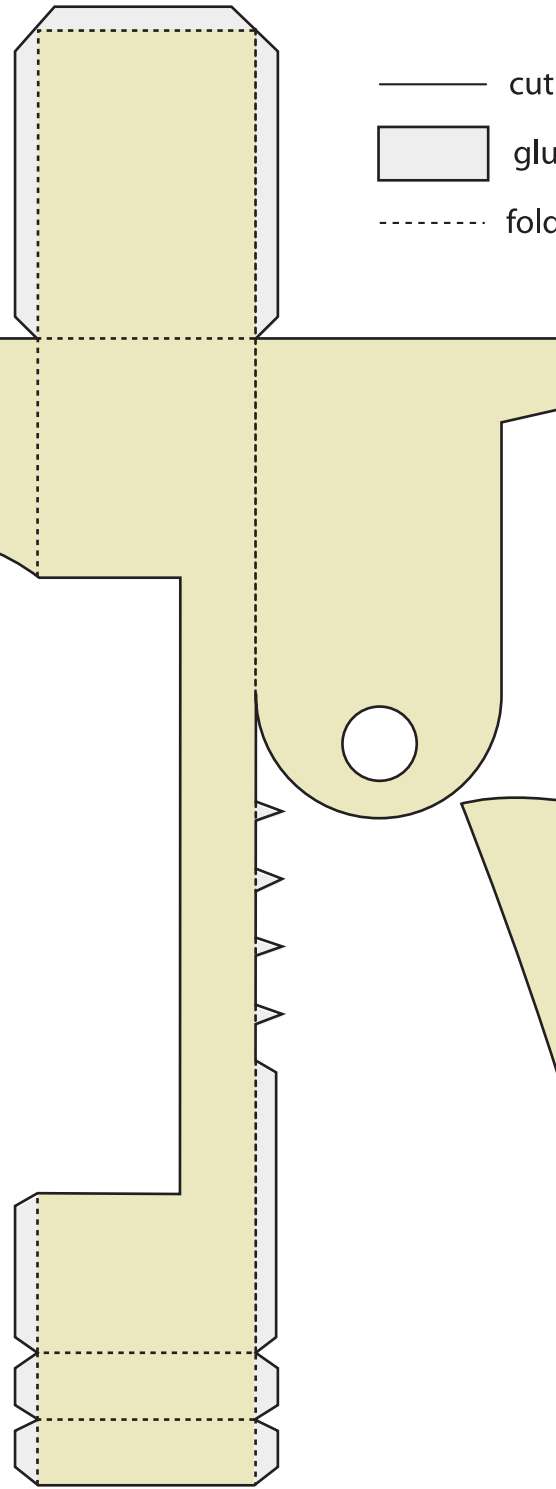


ILLOV'09
Mario Zubak toys
www.mariozubak.com
Creative Commons Attribution-NonCommercial-Share Alike 3.0 Unported License.

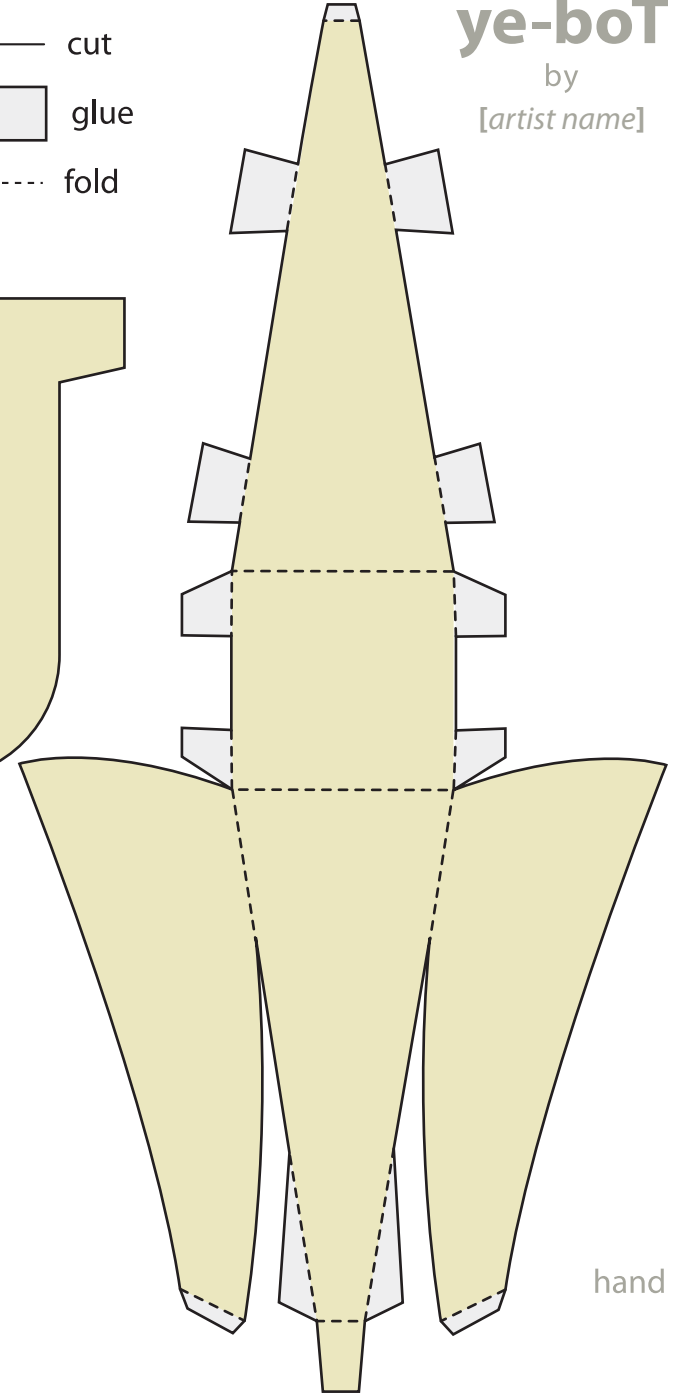
ye-bot.yebomaycu.com



legs



- cut
- glue
- - - fold





hand

ye-boT
by
[artist name]



logical D.R.K.⁰³


[illegible]

INSTRUCTIONS:

			1		1
			3	3	2
	2	2			
		1			
			5		
1	1	1			
	1	1			

[illegible]

			1				1
			3	3	2	3	3
	2	2			-		
	1	1	-				-
		5					
1	1	1					
	1	1			-		

[illegible]

FROM THE PRODUCERS OF "PUNX IN SPACE",
"MY VIRTUAL MEMORY" & "INNOCENCE & RAINBOWS"
COMES AN ALL-NEW DRAMA/ACTION/COMEDY.



dollpunk

SUMMER 2009

WWW.HARLANCORE.COM

**nani?
bird**



mckibillo, Chigasaki, Japan

nanibird.com

Nani? What's up with that...?

Nani is the Japanese word for "what" and it pretty much sums up my experience of living here in Japan. I constantly find myself asking "nani? nani?" So much so that I made a bunch of paintings (100 actually) of birds running around asking the same question. But since "what" seems like a pretty universal question, I decided to see how other artists and designers would answer it... in "bird" of course. So I created the NaniBird paper template as a kind of design platform for other people to work on and change. So far I've released three "Batches" of designs, with over 70 designs by great artists and designers from all over the world and I'm hoping to release another Batch soon. If anyone wants to get involved, they should head to **www.nanibird.com** and check it out!

*Josh McKible aka **mckibillo** is an illustrator originally from New York. He is living in Japan now and is specialized in conceptual editorial assignments and infographics. His work has appeared in numerous editorial, advertising and graphic design projects worldwide.*

*Check out more about him and his work on **www.mckibillo.com**.*



HandMade, done for Shin Tanaka's "We Don't Need Fake" project



The first 4 released, the original NaniBirds

The Dears, a collaboration done with Ben The Illustrator.
I made this pair using my NaniBird template for the top
and his SpeakerDog template for the bottom figure.





Anarchy Bird, done for an organic soap shop based in Alabama, USA. In exchange I got a free case of BBQ sauce... delicious!



Collaboration done for Jack "Horrorwood" Hankins "Calling all Cars" project. "Space Racer" on the top from me, "Banana Bird" on the bottom from Jack



Collaboration done with Scottish shoe designer Hetty Rose for a line of kimono fabric inspired shoes



NaniMommi series, introducing **the Peeps**

nanibird



NaniDad and the Peeps. He's saying "doshite?" or loosely translated as "WTF?"



NaniBirdLand poster, done for Art Below Tokyo, an exhibition of art posters in the Shibuya train station, one of the busiest stations in the world




poster done for Cafe Pause in Tokyo featuring my NaniBirds



aksfile by aks



Maple Suck by Splunny



Zombie Bird by Anthony Aguinaldo




Mamy by Natascha Rosenberg



I Am Real by Jorge




Baby Aztec by AZBEEN




Earl E. Bird by Nate Ronninger



SpaceBird by Stephen Chan



Stitch by Anna Antoniadis



DASH by Lee Woodgate



Toot by Linzie Hunter



Hairy Scary Bird by Simon Russell



Tiny B by Sascha Preuss



Social Tool, yebomaycu



THATZ MY JUNGLE

Drum and Bass vs Papertoy

Born from the combination between a papertoy artist and a dj, "Thatz my Jungle" is an exclusive international project. It associates three papertoys created by Zerolabor (Hungary) with a drum'n'bass dj mix played by BadWeed (France).

Tango, Montana and their dog Jungle are an urban crew who comes to you with their favourite music.
Build, Listen & Enjoy!

Free download for everyone anywhere at www.thatzmyjungle.com




Free download for everyone from everywhere
www.thatzmyjungle.com





Drum and Bass vs Papertoy
 by **BadWeed & Zerolabor**

logical D.R.K.⁰¹



SOLUTIONS FROM THE ISSUE #1

logical D.R.K.⁰²



II LOVE